



**ZeroDha  
Fund House**

# FACTSHEET

Aug 2024

Reach us at  
[support@zerodhafundhouse.com](mailto:support@zerodhafundhouse.com)  
in case you need any assistance







[www.zerodhafundhouse.com](http://www.zerodhafundhouse.com)

# TABLE OF CONTENTS

<b>Funds at a Glance</b>	03
<b>Funds Detail</b>	04-11
1. <a href="#"><u>Zerodha Nifty LargeMidcap 250 Index Fund</u></a>	04
2. <a href="#"><u>Zerodha ELSS Tax Saver Nifty LargeMidcap 250 Index Fund</u></a>	06
3. <a href="#"><u>Zerodha Nifty 1D Rate Liquid ETF</u></a>	08
4. <a href="#"><u>Zerodha Gold ETF</u></a>	10
5. <a href="#"><u>Zerodha Nifty 100 ETF</u></a>	12
6. <a href="#"><u>Zerodha Nifty Midcap 150 ETF</u></a>	14
<b>How to Invest</b>	16
<b>Industry Breakdown</b>	17
<b>How to Read Factsheet</b>	19
<b>Connect with Us</b>	20

# FUNDS AT A GLANCE

as on 30 Aug 2024

Name	Tags	Benchmark	Expense Ratio	AUM
 Zerodha Nifty LargeMidcap 250 Index Fund	Open-Ended, Direct, Growth	Nifty LargeMidcap 250 Index TRI	0.26%	₹571.76 Cr
 Zerodha ELSS Tax Saver Nifty LargeMidcap 250 Index Fund	Open-Ended, Direct, Growth, Tax Saver	Nifty LargeMidcap 250 Index TRI	0.25%	₹123.43 Cr
 Zerodha Nifty 1D Rate Liquid ETF	Open-Ended, Growth	Nifty 1D Rate Index	0.26%	₹2008.29 Cr
 Zerodha Gold ETF	Open-Ended	Domestic Price of Physical Gold	0.31%	₹73.11 Cr
 Zerodha Nifty 100 ETF	Open-Ended	Nifty 100 Index TRI	0.22%	₹19.83Cr
 Zerodha Nifty Midcap 150 ETF	Open-Ended	Nifty Midcap 150 Index TRI	0.18%	₹21.62 Cr



# ZeroDha Nifty LargeMidcap 250 Index Fund

An open-ended scheme tracking Nifty LargeMidcap 250 Index

as on 30 Aug 2024

## Scheme Details

Launched: 8th Nov 2023

Min. Investment: ₹100

Expense Ratio: 0.26%

Exit Load: 0%

Benchmark: Nifty LargeMidcap 250 Index-TRI

NAV: ₹14.0472

## Fund Size

Month end AUM: ₹571.76 Cr

Monthly average AUM: ₹541.44 Cr

Quarterly average AUM: ₹366.21 Cr (as of 30 Jun 2024)

## Past Performance

Absolute Returns Since Inception (Fund): 40.47%

Absolute Returns Since Inception (Benchmark): 40.90%

## Investment Objective

The investment objective of the scheme is to invest in stocks comprising the Nifty LargeMidcap 250 Index in the same proportion as in the index to achieve returns equivalent to the Total Return Index of Nifty LargeMidcap 250 Index (subject to tracking error).

## Fund Manager



**Mr. Kedarnath Mirajkar** 

Total experience: 19 years

Managing this fund since: Nov 2023

### Also manages:

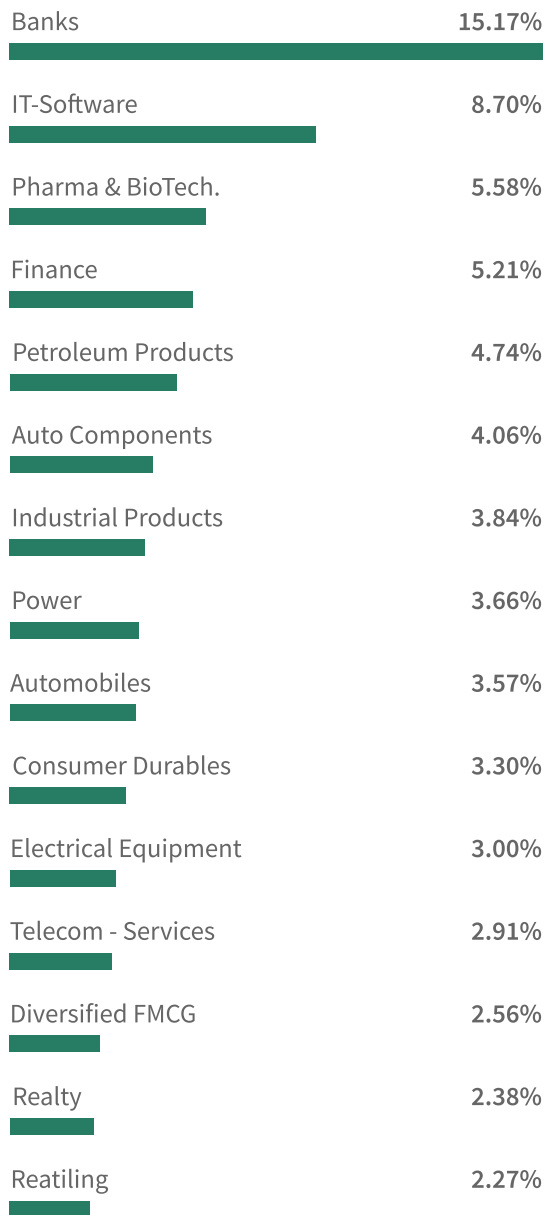
- ZeroDha ELSS Tax Saver Nifty LargeMidcap 250 Index Fund
- ZeroDha Nifty 100 ETF
- ZeroDha Nifty Midcap 150 ETF

## Qualitative Data

Portfolio Turnover Ratio: 0.10

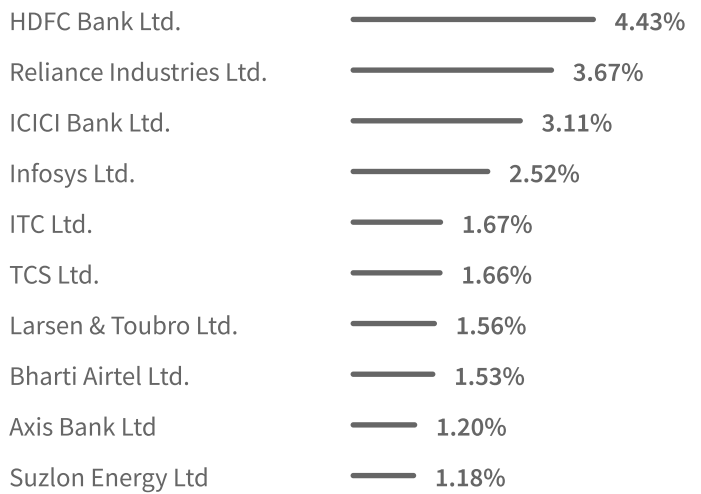
Tracking Error: 0.06%

## Top Industry Breakdown

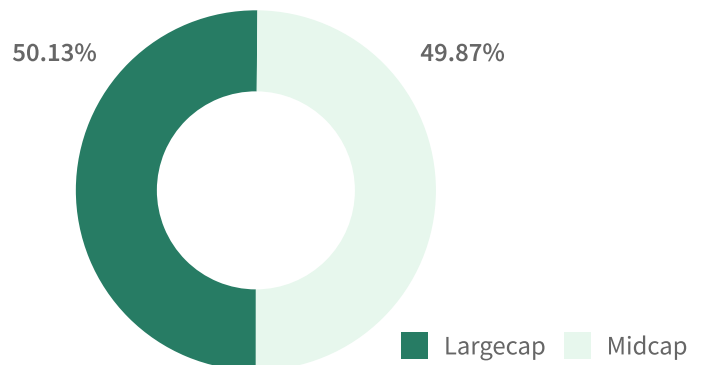


NOTE: for complete breakdown refer [page 17](#)

## Top 10 Holdings



## Market Cap Distribution



Please visit the [website](#) to access the complete portfolio

This product is suitable for people who are seeking:\*

- Long term capital growth
- Investment in equity and equity related securities covered by Nifty LargeMidcap 250 Index

Investors should understand that their principal will be at **Very High Risk**.

\*Investors should consult their financial advisors if in doubt about whether the product is suitable for them

Riskometer of the Scheme



Risk: Very High

Riskometer of the Benchmark: Nifty LargeMidcap 250 Index-TRI



Risk: Very High



# Zerodha ELSS Tax Saver Nifty LargeMidcap 250 Index Fund

An open-ended passive equity linked savings scheme with a statutory lock-in period of 3 years and tax benefit replicating/tracking Nifty LargeMidcap 250 Index

as on 30 Aug 2024

## Scheme Details

Launched: **8th Nov 2023**

Min. Investment: **₹500**

Expense Ratio: **0.25%**

Exit Load: **0%**

Benchmark: **Nifty LargeMidcap 250 Index-TRI**

NAV: **₹14.0536**

Lock-in period: **3 Years**

## Qualitative Data

Portfolio Turnover Ratio: **0.11**

Tracking Error: **0.05%**

## Past Performance

Absolute Returns Since Inception (Fund): **40.54%**

Absolute Returns Since Inception (Benchmark): **40.90%**

## Investment Objective

The investment objective of the scheme is to invest in stocks comprising the Nifty LargeMidcap 250 Index in the same proportion as in the index to achieve returns equivalent to the Total Return Index of Nifty LargeMidcap 250 Index (subject to tracking error), while offering deduction on such investment made in the scheme under Section 80C of the Income-tax Act, 1961.

## Fund Manager



**Mr. Kedarnath Mirajkar** 

Total experience: **19 years**

Managing this fund since: **Nov 2023**

### Also manages:

- Zerodha Nifty LargeMidcap 250 Index Fund
- Zerodha Nifty 100 ETF
- Zerodha Nifty Midcap 150 ETF

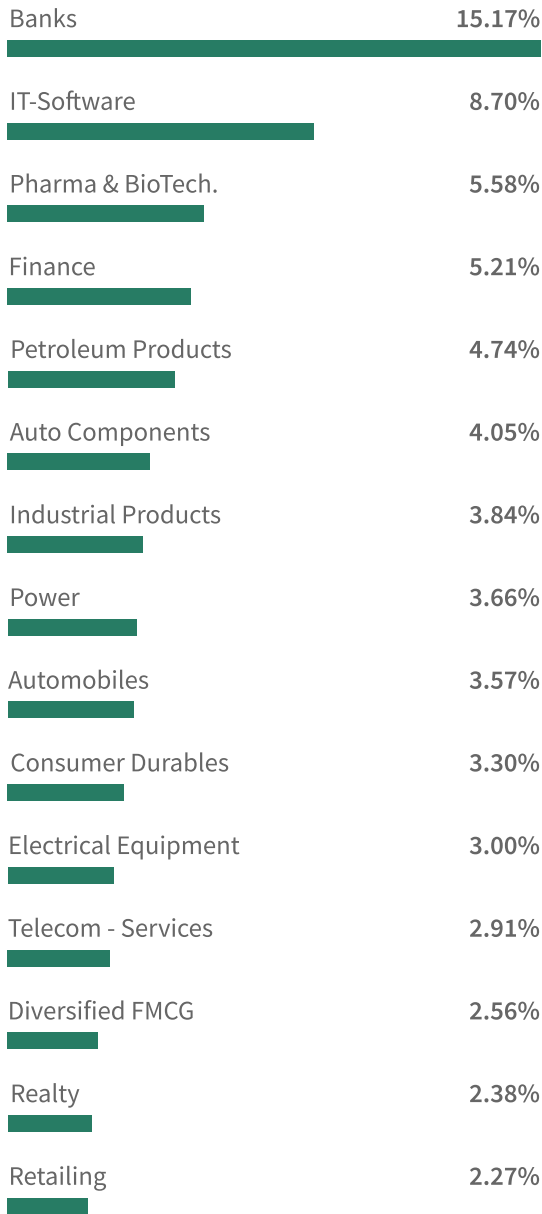
## Fund Size

Month end AUM: **₹123.43 Cr**

Monthly average AUM: **₹117.61 Cr**

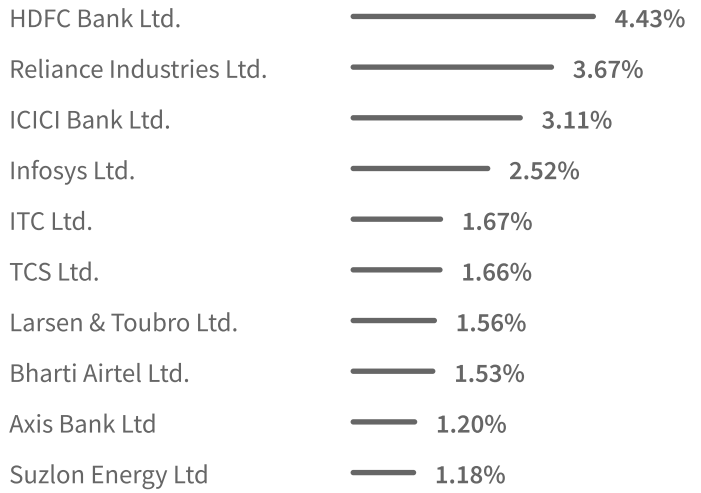
Quarterly average AUM: **₹86.61 Cr** (as of 30 Jun 2024)

## Top Industry Breakdown

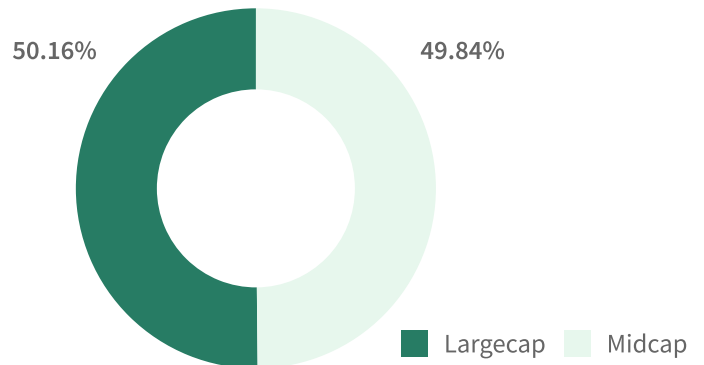


NOTE: for complete breakdown refer [page 17](#)

## Top 10 Holdings



## Market Cap Distribution



Please visit the [website](#) to access the complete portfolio

This product is suitable for people who are seeking:\*

- Long term capital growth
- Investment in equity and equity related securities covered by Nifty LargeMidcap 250 Index

Investors should understand that their principal will be at **Very High Risk**.

\*Investors should consult their financial advisors if in doubt about whether the product is suitable for them

Riskometer of the Scheme



Riskometer of the Benchmark: Nifty LargeMidcap 250 Index-TRI





# Zerodha Nifty 1D Rate Liquid ETF

An open-ended Exchange Traded Fund replicating/ tracking Nifty 1D Rate Index.  
A relatively low interest rate risk and relatively low credit risk.

as on 30 Aug 2024

## Scheme Details

Allotment Date: **17th Jan 2024**  
Min. Investment (at exchange): **1 Unit**  
Min. Investment (direct with AMC): **In Creation Unit Size**  
Expense Ratio: **0.26%**  
Exit Load: **0%**  
Benchmark: **Nifty 1D Rate Index**  
NAV: **₹104.0353**  
Creation Unit Size: **5000**

## Fund Size

Month end AUM: **₹2008.29 Cr**  
Monthly average AUM: **₹1859.93 Cr**  
Quarterly average AUM: **₹1055.39 Cr** (as of 30 Jun 2024)

## Investment Objective

The investment objective of the Scheme is to invest in Tri Party repo on Government securities or treasury bills (TREPS). The Scheme aims to provide investment returns that, before expenses, correspond to the returns of the NIFTY 1D Rate Index, subject to tracking error.

## Fund Manager



**Apurv Parikh** 

Total experience: **6 years**  
Managing this fund since: **Jan 2024**

## Qualitative Data

Average Maturity: **0.01 Years**  
Macaulay Duration: **0.01 Years**  
Tracking Error: **0.12%**

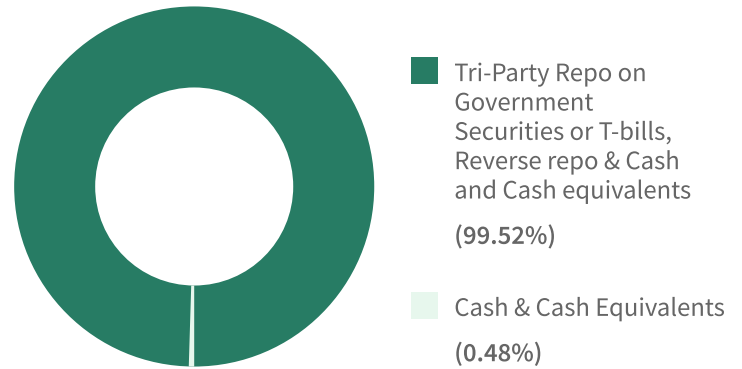
## Others

NSE Symbol: **LIQUIDCASE**  
BSE Symbol: **LIQUIDCASE**  
BSE Scrip Code: **544089**

## Portfolio Holdings

TREPS	99.52%
Cash & Cash Equivalents	0.48%
<b>Total</b>	<b>100.00%</b>

## Asset Allocation



Please visit the [website](#) to access the complete portfolio

This product is suitable for people who are seeking:\*

1. Short Term savings solution
2. Investment in securities covered by Nifty 1D Rate Index

Riskometer of the Scheme



Risk: Low

Riskometer of the Benchmark:  
(Nifty 1D Rate Index)



Risk: Low

Investors should understand that their principal will be at:  
**Low risk**

\*Investors should consult their financial advisers, if in doubt about whether the product is suitable for them.

Potential Risk Class Matrix			
Credit Risk → Interest Rate Risk ↓	Relatively Low (Class A)	Moderate (Class B)	Relatively High (Class C)
Relatively Low (Class I)	<b>A-I</b>		
Moderate (Class II)			
Relatively High (Class III)			

A-I is the potential risk class matrix of Zerodha Nifty 1D Rate Liquid ETF based on interest rate & credit risk.



# Zerodha Gold ETF

An open-ended scheme replicating/tracking domestic prices of Physical Gold

as on 30 Aug 2024

## Scheme Details

Allotment Date: **26<sup>th</sup> Feb 2024**

Min. Investment (at exchange): **1 Unit**

Min. Investment (direct with AMC): **In Creation Unit Size**

Expense Ratio: **0.31%**

Exit Load: **0%**

Benchmark: **Domestic Prices of Physical Gold**

NAV: **₹11.4891**

Creation Unit Size: **630000**

## Fund Size

Month end AUM: **₹73.11 Cr**

Monthly average AUM: **₹70.59 Cr**

Quarterly average AUM: **₹53.58 Cr** (as of 30 Jun 2024)

## Investment Objective

The investment objective of the scheme is to generate returns corresponding to the Domestic Price of Physical Gold before expenses, subject to tracking errors, fees and expenses by investing in Physical Gold.

## Fund Manager



**Shyam Agarwal** 

Total experience: **3 years**

Managing this fund since: **Feb 2024**

## Qualitative Data

Tracking Error: **0.41%**

## Others

NSE Symbol: **GOLDCASE**

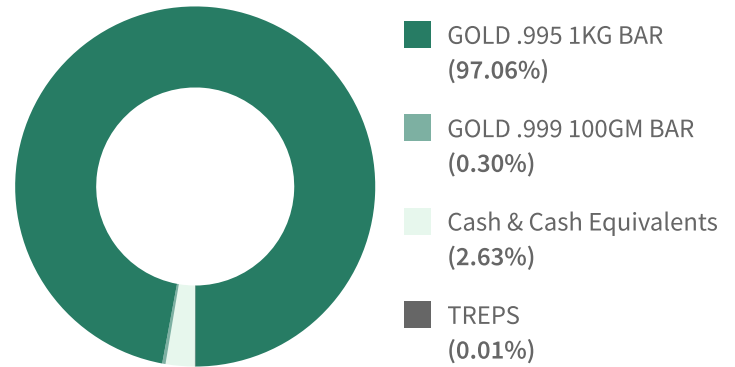
BSE Symbol: **GOLDCASE**

BSE Scrip Code: **544132**

## Portfolio Holdings

GOLD .995 1KG BAR	97.06%
GOLD .999 100GM BAR	0.30%
TREPS	0.01%
Cash & Cash Equivalents	2.63%
<b>Total</b>	<b>100.00%</b>

## Asset Allocation



Please visit the [website](#) to access the complete portfolio

This product is suitable for people who are seeking:\*

- Long term capital appreciation
- Investment in gold in order to generate returns similar to the performance of the gold, subject to tracking errors.

Riskometer of the Scheme



Risk: High

Riskometer of the Benchmark: (Domestic Price of Physical Gold)



Risk: High

Investors should understand that their principal will be at **High Risk**.

\*Investors should consult their financial advisors if in doubt about whether the product is suitable for them

 **Zerodha Nifty  
100 ETF**

An open-ended scheme replicating/tracking Nifty 100 Total Returns Index

as on 30 Aug 2024

## Scheme Details

Allotment Date: **12th Jun 2024**

Min. Investment (at exchange): **1 Unit**

Min. Investment (direct with AMC): **In Creation Unit Size**

Expense Ratio: **0.22%**

Exit Load: **0%**

Benchmark: **Nifty 100 Index-TRI**

NAV: **₹10.8201**

Creation Unit Size: **7,65,000**

## Fund Size

Month end AUM: **₹19.83 Cr**

Monthly average AUM: **₹19.22 Cr**

\*Quarterly average AUM: **N.A.**

## Investment Objective

The investment objective of the scheme is to invest in stocks comprising the Nifty 100 Index in the same proportion as in the index to achieve returns equivalent to the Total Return Index of Nifty 100 Index (subject to tracking error).

## Fund Manager



**Mr. Kedarnath Mirajkar** 

Total experience: **19 years**

Managing this fund since: **Jun 2024**

Also manages:

- Zerodha Nifty Largemidcap 250 Index Fund
- Zerodha ELSS Tax Saver Nifty LargeMidcap 250 Index Fund
- Zerodha Nifty Midcap 150 ETF

## Qualitative Data

Portfolio Turnover Ratio: **0.01**

Tracking Error: **0.12%**

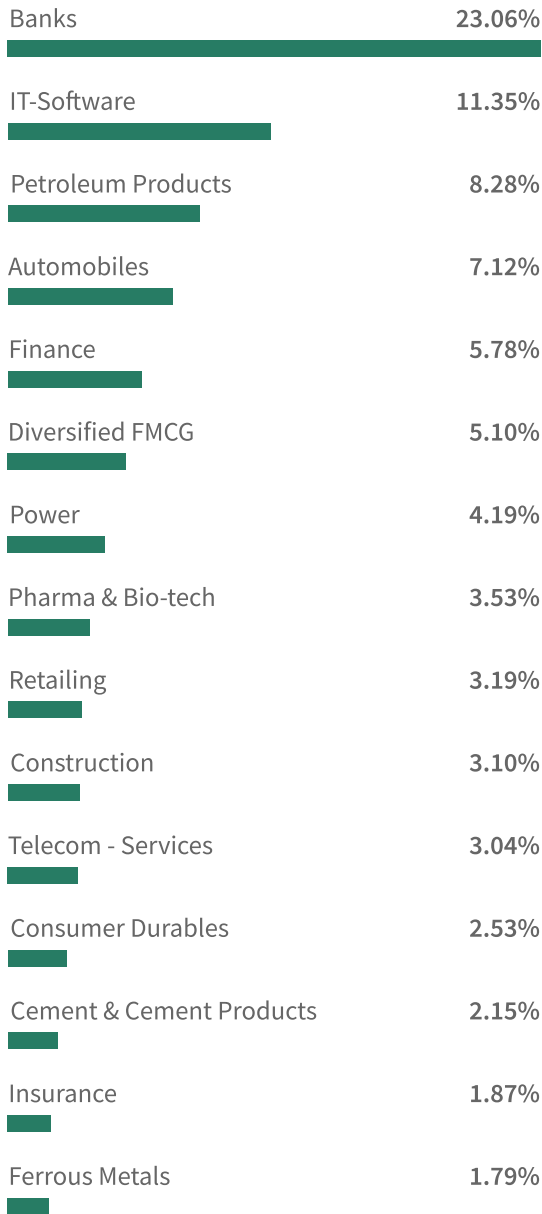
## Others

NSE Symbol: **TOP100CASE**

BSE Symbol: **TOP100CASE**

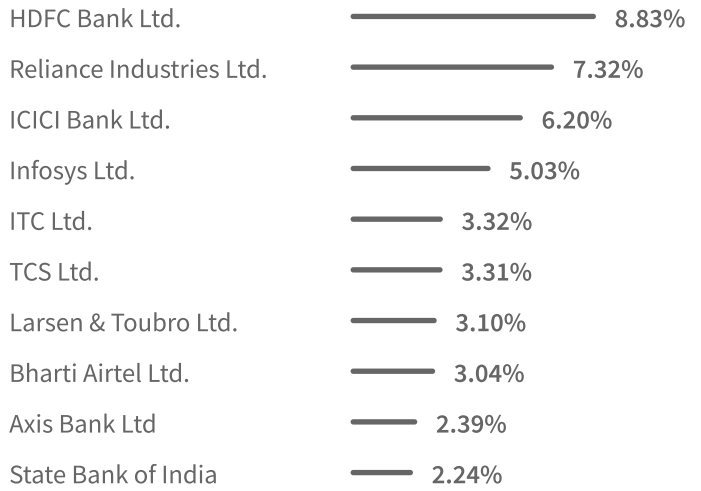
BSE Scrip Code: **544194**

### Top Industry Breakdown

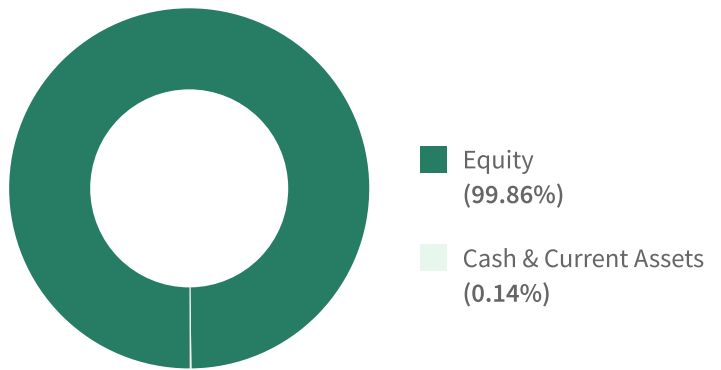


NOTE: for complete breakdown refer [page 18](#)

### Top 10 Holdings



### Asset Allocation



Please visit the [website](#) to access the complete portfolio

This product is suitable for people who are seeking:\*

- Long term capital growth
- Investment in equity and equity related securities covered by Nifty 100 Index

Riskometer of the Scheme



Risk: Very High

Riskometer of the Benchmark: Nifty 100 Index - TRI



Risk: Very High

Investors should understand that their principal will be at **Very High Risk**.

\*Investors should consult their financial advisors if in doubt about whether the product is suitable for them

 **ZeroDha Nifty  
Midcap 150 ETF**

An open-ended scheme replicating/tracking Nifty Midcap 150 Total Return Index

as on 30 Aug 2024

## Scheme Details

Allotment Date:

Min. Investment (at exchange): **1 Unit**

Min. Investment (direct with AMC): **In Creation Unit Size**

Expense Ratio: **0.18%**

Exit Load: **0%**

Benchmark: **Nifty Midcap 150 Index-TRI**

NAV: **₹10.8156**

Creation Unit Size: **7,83,000**

## Fund Size

Month end AUM: **₹21.62 Cr**

Monthly average AUM: **₹19.71 Cr**

\*Quarterly average AUM: **N.A.**

## Investment Objective

The investment objective of the scheme is to invest in stocks comprising the Nifty Midcap 150 Index in the same proportion as in the index to achieve returns equivalent to the Total Return Index of Nifty Midcap 150 Index (subject to tracking error).

## Fund Manager



**Mr. Kedarnath Mirajkar** 

Total experience: **19 years**

Managing this fund since: **Jun 2024**

Also manages:

- ZeroDha Nifty Largemidcap 250 Index Fund
- ZeroDha ELSS Tax Saver Nifty LargeMidcap 250 Index Fund
- ZeroDha Nifty 100 ETF

## Qualitative Data

Portfolio Turnover Ratio: **0.01**

Tracking Error: **0.11%**

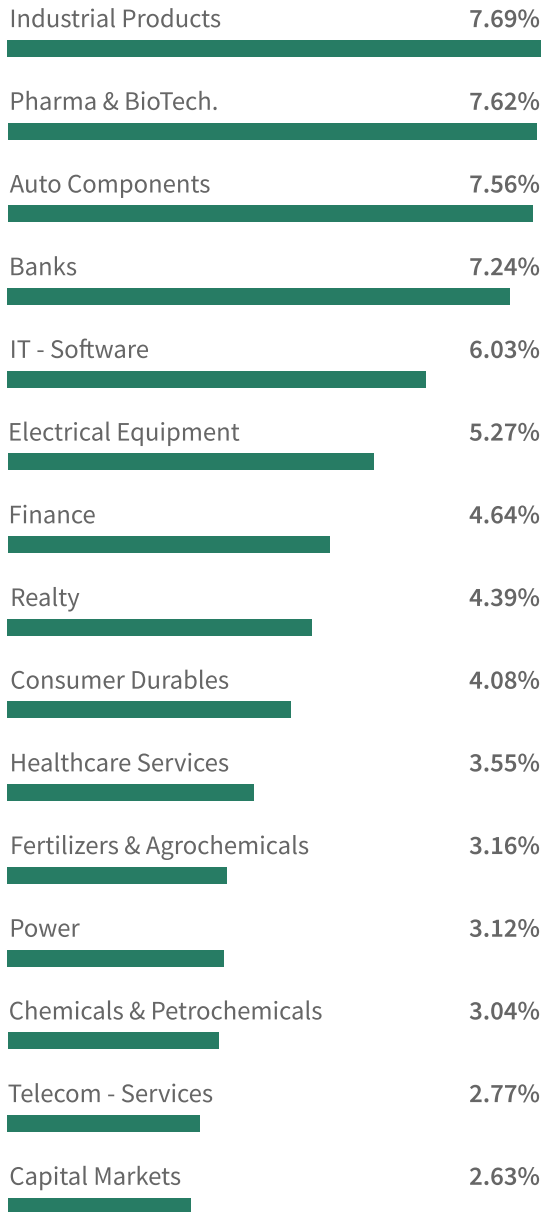
## Others

NSE Symbol: **MID150CASE**

BSE Symbol: **MID150CASE**

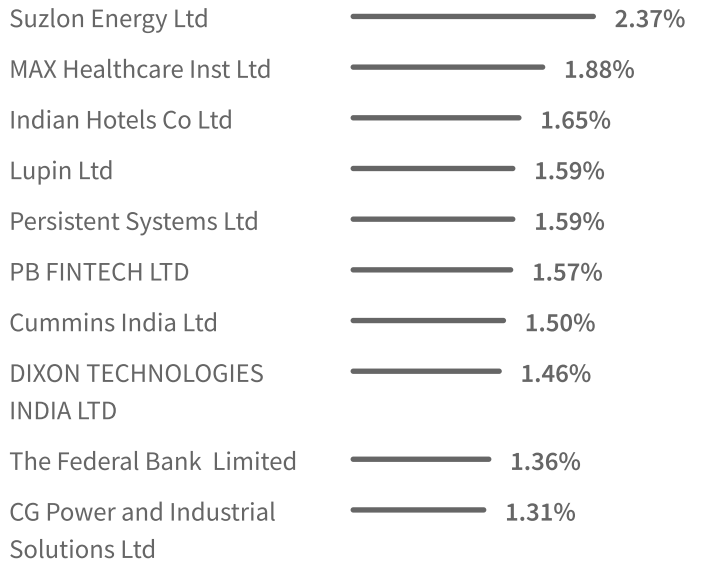
BSE Scrip Code: **544193**

## Top Industry Breakdown

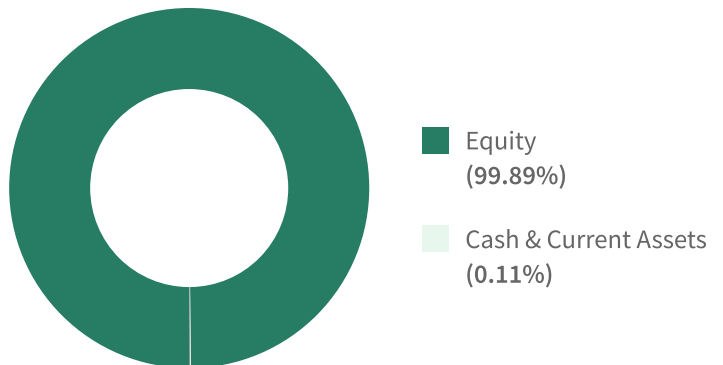


NOTE: for complete breakdown refer [page 18](#)

## Top 10 Holdings



## Asset Allocation



Please visit the [website](#) to access the complete portfolio

This product is suitable for people who are seeking:\*

- Long term capital growth
- Investment in equity and equity related securities covered by Nifty Midcap 150 Index

Riskometer of the Scheme



Risk: Very High

Riskometer of the Benchmark: Nifty Midcap 150 Index TRI



Risk: Very High


Investors should understand that their principal will be at **Very High Risk**.

\*Investors should consult their financial advisors if in doubt about whether the product is suitable for them

# HOW TO INVEST


## Index funds

available on all major digital platforms



## ETFs

available on all major stock broking platforms



## Frequently Asked Questions ([Link](#))

### 1. What are the charges associated with investing?

Zerodha Fund House funds will only have Direct Plans so there are no transaction charges associated with investment in Zerodha Fund House funds from any platform.

**Expense Ratio:** For managing the fund, AMC will charge an expense ratio which will vary for each fund. These expenses include but are not limited to fees charged by the AMC, Registrar and Transfer Agent's fee, Custodian fee, etc. Investor's return on investments shall be post deducting the applicable expenses.

**Stamp Duty:** As per the government regulations in the Finance Act, 2019 - Stamp Duty will be levied @0.005% on the value of units purchased. The stamp duty will be deducted from the net investment amount.

For instance: If the transaction amount is ₹1,00,000 /-, the stamp duty of ₹5 will be deducted. If the applicable Net Asset Value (NAV) is ₹10 per unit, then units allotted will be calculated as follows:  $(\text{Transaction Amount} - \text{Stamp Duty}) / \text{Applicable NAV} = 9,999.50$  units)

### 2. Is there any lock-in period to invest in these funds?

Zerodha Fund House funds will not have any Lock-in period except the Zerodha ELSS Tax Saver Nifty LargeMidcap 250 Index Fund, where to provide the tax benefits under Section 80C of the Income-tax Act, 1961, the three-year lock-in period is mandatory.

# INDUSTRY BREAKDOWN

Zerodha Nifty LargeMidcap 250 Index Fund		Zerodha ELSS Tax Saver Nifty LargeMidcap 250 Index Fund	
Industry as per AMFI	sum of % to investment	Industry as per AMFI	sum of % to investment
Banks	15.17	Banks	15.17
IT - Software	8.70	IT - Software	8.70
Pharmaceuticals & Biotechnology	5.58	Pharmaceuticals & Biotechnology	5.58
Finance	5.21	Finance	5.21
Petroleum Products	4.74	Petroleum Products	4.74
Auto Components	4.06	Auto Components	4.05
Industrial Products	3.84	Industrial Products	3.84
Power	3.66	Power	3.66
Automobiles	3.57	Automobiles	3.57
Consumer Durables	3.30	Consumer Durables	3.30
Electrical Equipment	3.00	Electrical Equipment	3.00
Telecom - Services	2.91	Telecom - Services	2.91
Diversified FMCG	2.56	Diversified FMCG	2.56
Realty	2.38	Realty	2.38
Retailing	2.27	Retailing	2.27
Construction	2.06	Construction	2.06
Healthcare Services	2.02	Healthcare Services	2.02
Cement & Cement Products	1.96	Cement & Cement Products	1.95
Chemicals & Petrochemicals	1.82	Chemicals & Petrochemicals	1.82
Insurance	1.73	Insurance	1.72
Ferrous Metals	1.68	Ferrous Metals	1.68
Fertilizers & Agrochemicals	1.58	Fertilizers & Agrochemicals	1.58
Leisure Services	1.40	Leisure Services	1.39
Capital Markets	1.31	Capital Markets	1.31
Gas	1.15	Gas	1.15
Financial Technology (Fintech)	1.08	Financial Technology (Fintech)	1.08
Oil	1.05	Oil	1.05
Transport Infrastructure	1.01	Transport Infrastructure	1.01
Personal Products	0.97	Personal Products	0.97
Transport Services	0.94	Transport Services	0.94
Aerospace & Defense	0.87	Aerospace & Defense	0.87
Agricultural Food & other Products	0.75	Agricultural Food & other Products	0.75
Agricultural, Coms. & Const. Vehicles	0.73	Agricultural, Coms. & Const. Vehicles	0.73
Beverages	0.64	Beverages	0.63
Food Products	0.57	Food Products	0.57
Non - Ferrous Metals	0.55	Non - Ferrous Metals	0.55
Textiles & Apparels	0.49	Textiles & Apparels	0.49
Consumable Fuels	0.43	Consumable Fuels	0.43
Minerals & Mining	0.37	Minerals & Mining	0.37
Industrial Manufacturing	0.35	Industrial Manufacturing	0.35
IT - Services	0.34	IT - Services	0.34
Entertainment	0.29	Entertainment	0.29
Metals & Minerals Trading	0.28	Metals & Minerals Trading	0.28
Diversified Metals	0.28	Diversified Metals	0.28
Diversified	0.24	Diversified	0.24
<b>Total</b>	<b>99.93</b>	<b>Total</b>	<b>99.86</b>
TREPS	0.35	TREPS	0.25
<b>Grand Total</b>	<b>100.28</b>	<b>Grand Total</b>	<b>100.11</b>

Zerodha Nifty 100 ETF	
Industry as per AMFI	sum of % to investment
Banks	23.06
IT - Software	11.35
Petroleum Products	8.28
Automobiles	7.12
Finance	5.78
Diversified FMCG	5.10
Power	4.19
Pharmaceuticals & Biotechnology	3.53
Retailing	3.19
Construction	3.10
Telecom - Services	3.04
Consumer Durables	2.53
Cement & Cement Products	2.15
Insurance	1.89
Ferrous Metals	1.79
Aerospace & Defense	1.39
Food Products	1.13
Personal Products	1.01
Oil	0.92
Consumable Fuels	0.86
Beverages	0.82
Agricultural Food & other Products	0.80
Transport Infrastructure	0.78
Electrical Equipment	0.74
Non - Ferrous Metals	0.73
Gas	0.62
Chemicals & Petrochemicals	0.60
Auto Components	0.57
Transport Services	0.57
Metals & Minerals Trading	0.57
Diversified Metals	0.56
Healthcare Services	0.50
Realty	0.39
Leisure Services	0.20
<b>Total</b>	<b>99.86</b>
TREPS	0.00
<b>Grand Total</b>	<b>99.86</b>

Zerodha Nifty Midcap 150 ETF	
Industry as per AMFI	sum of % to investment
Industrial Products	7.69
Pharmaceuticals & Biotechnology	7.62
Auto Components	7.56
Banks	7.24
IT - Software	6.03
Electrical Equipment	5.27
Finance	4.64
Realty	4.39
Consumer Durables	4.08
Healthcare Services	3.55
Fertilizers & Agrochemicals	3.16
Power	3.12
Chemicals & Petrochemicals	3.04
Telecom - Services	2.77
Capital Markets	2.63
Leisure Services	2.59
Financial Technology (Fintech)	2.16
Cement & Cement Products	1.76
Gas	1.69
Insurance	1.58
Ferrous Metals	1.57
Agricultural, Commercial & Construction Vehicles	1.46
Retailing	1.35
Transport Services	1.31
Transport Infrastructure	1.24
Petroleum Products	1.18
Oil	1.17
Textiles & Apparels	1.01
Construction	1.01
Personal Products	0.92
Minerals & Mining	0.75
Industrial Manufacturing	0.73
Agricultural Food & other Products	0.70
IT - Services	0.69
Entertainment	0.58
Diversified	0.49
Beverages	0.45
Non - Ferrous Metals	0.37
Aerospace & Defense	0.35
<b>Total</b>	<b>99.89</b>
TREPS	0.00
<b>Grand Total</b>	<b>99.89</b>

# HOW TO READ FACTSHEET

## Fund Manager

A Fund Manager is an employee of the asset management company who is responsible for managing investments of the scheme.

## SIP

SIP or systematic investment plan works on the principle of making periodic investments of a fixed sum. It works similar to a recurring bank deposit. For instance, an investor may opt for an SIP that invests Rs 500 every 15th of the month in an equity fund for a period of three years.

## NAV

The NAV or the net asset value is the total asset value per unit of the mutual fund after deducting all related and permissible expenses. The NAV is calculated at the end of every business day. It is the value at which the investor enters or exits the mutual fund.

## Benchmark

A group of securities, usually a market index, whose performance is used as a standard or benchmark to measure investment performance of mutual funds, among other investments. Some typical benchmarks include the NIFTY, SENSEX, BSE200, BSE500.

## Exit Load

Exit load is charged at the time an investor redeems the units of a mutual fund. The exit load is reduced from the prevailing NAV at the time of redemption. The investor will receive redemption proceed at net value of NAV less Exit Load. For instance if the NAV is Rs. 100 and the exit load is 1%, the investor will receive Rs. 99.

## Portfolio Turnover Ratio

Portfolio Turnover Ratio is the percentage of a fund's holdings that have changed in a given year. This ratio measures the fund's trading activity, which is computed by taking the lesser of purchases or sales and dividing by average monthly net assets.

## AUM

AUM or assets under management refers to the recent / updated cumulative market value of investments managed by a mutual fund or any investment firm.

## Holdings

The holdings or the portfolio is a mutual fund's latest or updated reported statement of investments/securities. These are usually displayed in terms of percentage to net assets or the rupee value or both. The objective is to give investors an idea of where their money is being invested by the fund manager.

## Expense Ratio

Total expenses charged to scheme for the month expressed as a percentage to average monthly net assets.

## Tracking Error

Tracking error indicates how closely the portfolio return is tracking the benchmark Index return. A lower tracking error indicates portfolio closely tracking benchmark index and higher tracking error indicates portfolio returns with higher deviation from benchmark index returns.

## Standard deviation



Standard deviation is a statistical measure of the range of an investment's performance. When a mutual fund has a high standard deviation, it means its range of performance is wide, implying greater volatility.

## Sharpe Ratio

The Sharpe Ratio, named after its founder, the Nobel Laureate William Sharpe, is a measure of risk-adjusted returns. It is calculated using standard deviation and excess return to determine reward per unit of risk.

# CONNECT WITH US

## Follow on social media



### Zerodha Asset Management Private Limited

CIN: U67190KA2021PTC155726

Zerodha Trustee Private Limited,

CIN: U67100KA2021PTC155537

**SEBI Registration No.:** MF/080/23/06

**Registered Office:** Indiquebe Penta, New No. 51 (Old No. 14), Richmond Road, Bangalore - 560025

Reach us at [support@zerodhafundhouse.com](mailto:support@zerodhafundhouse.com) in case you need any assistance

**Disclaimer:** The past performance of the scheme or benchmark used anywhere on this document may or may not sustain itself in the future and should not be construed as an indicator of future returns.

All the logo images used in this document are Trademarks™ and Registered Trademarks® of the respective holders. Use of them does not imply any affiliation with or endorsement by them.

For complete details on the investment objective, investment strategy, asset allocation, scheme specific risk factors and more details read the Scheme Information Document (SID) and Key Information Memorandum (KIM) of the respective scheme available on our website [www.zerodhafundhouse.com](http://www.zerodhafundhouse.com)

**Disclaimer of indices :** The Product(s) are not sponsored, endorsed, sold or promoted by NSE INDICES LIMITED (India Index Services & Products Limited ("IISL")). NSE INDICES LIMITED does not make any representation or warranty, express or implied, to the owners of the Product(s) particularly or the ability of the Nifty LargeMidcap 250 Index & Nifty 1D Rate Index to track general stock market performance in India. The relationship of NSE INDICES LIMITED to the Issuer is only in respect of the licensing of the Indices certain trademarks and trade names associated with such Indices which is determined, composed and calculated by NSE INDICES LIMITED without regard to the Issuer or the Product(s). NSE INDICES LIMITED does not have any obligation to take the needs of the Issuer or the owners of the Product(s) into consideration in determining, composing or calculating the Nifty LargeMidcap 250 Index & Nifty 1D Rate Index. NSE INDICES LIMITED is not responsible for or has participated in the determination of the timing of, prices at, or quantities of the Product(s) to be issued or in the determination or calculation of the equation by which the Product(s) is to be converted into cash. NSE INDICES LIMITED has no obligation or liability in connection with the administration, marketing or trading of the Product(s).